

GUELL 2 S/W



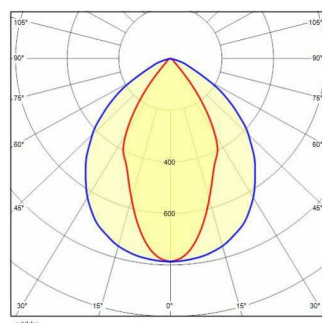
Part number	3100132
Lampholder:	LED
Light Source:	LED
Wattage:	133 W
Finish:	GR-94 / Metallic grey / Textured
Insulation class:	I
Degree of protection:	IP 66
IK-J-xxIP:	IK07 3J xx5
CRI:	80
Kelvin:	4000
Power factor:	COSφ ≥ 0,9
Optic:	SYMMETRIC WIDE REFLECTOR
Lightsource lumen output:	20380 lm
Luminaire lumen output:	13804 lm
L:	L70
B:	B10
Lifetime:	125000 h
Ta MIN luminaire:	-20°
Ta MAX luminaire:	35°



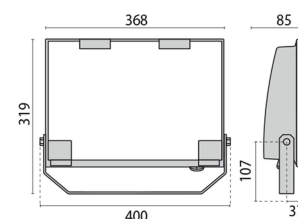
Description

- LED floodlight for indoor and outdoor lighting, comprising:
- Die-cast aluminium housing chemically pre-treated and painted with polyester powder coating
 - Flat tempered glass diffuser
 - Very high performance symmetrical reflector made of 99.99% plated aluminium, polished, oxidised and free of iridescence
 - Anti-ageing silicone gasket
 - Cable gland M20x1.5 for cables Ø 10- Ø 14 mm
 - Stainless steel external screws
 - Fully integrated stainless steel aluminium spring clips
 - Powder coated steel bracket
 - 3000 K and 5000 K available upon request

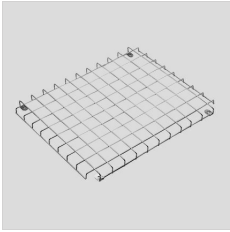
PHOTOMETRIC DATA



TECHNICAL DRAWINGS



GUELL 2



14173502
Protective grid GUELL 2



14174220
Connection box IP 66



14173394
Wall support 500 mm/19.69" GUELL
1/2



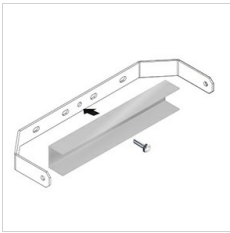
14173494
Wall support 1000 mm/39.37" GUELL
1/2



14174094
Single pole top support GUELL 2




14174194
Double pole top support GUELL 2



14460594
Reinforcing bracket GUELL 2 in
painted steel. Used to fasten the
floodlight with a single screw in the
centre of the bracket.

GUELL 2 S/W



14173720
Louvre GUELL 2 Symmetrical